








Previsione a breve termine

Medie di stazione

	 °C	 %	 hPa	 km/h	 mm/h	 °C
21 Nov	13.7 / 9.0	77.5	1013.1	3.2	8.7	12.6 / 7.5
22 Nov	14.4 / 8.8	79.2	1011.0	3.8	7.3	13.4 / 7.2
23 Nov	15.1 / 8.1	77.7	1013.7	4.3	4.7	14.0 / 6.3
24 Nov	15.1 / 9.7	80.9	1013.3	2.8	3.2	14.6 / 8.3
25 Nov	13.8 / 9.2	86.5	1010.7	2.7	14.4	13.7 / 8.0
26 Nov	14.0 / 7.6	81.3	1009.0	4.2	13.1	13.0 / 5.7
27 Nov	14.1 / 8.4	78.2	1009.4	4.7	8.2	12.9 / 6.2
28 Nov	13.2 / 9.2	77.1	1008.7	4.7	3.9	11.4 / 7.2
29 Nov	12.4 / 6.5	78.9	1009.7	3.3	1.6	10.6 / 4.8

Informazioni sulla stazione

	 °C	 %	 hPa	 km/h	 km/h	 mm/h	 °C
21 Nov	15.6 2022	96.0 2018	1023.7 2020	12.3 2020	49.2 2020	33.6 2018	16.2 2021
	2.8 2022	36.6 2020	1000.1 2022	-	-	-	0.0 2022
22 Nov	18.3 2018	96.8 2018	1026.9 2020	40.2 2021	68.4 2022	29.4 2022	18.3 2018
	3.9 2020	35.1 2020	987.5 2022	-	-	-	0.1 2020
23 Nov	17.4 2019	96.0 2022	1026.5 2020	47.5 2021	62.9 2019, 2021	10.5 2022	16.0 2019
	3.6 2020, 2022	50.5 2018	998.5 2022	-	-	-	0.4 2020
24 Nov	17.4 2021	98.0 2019	1023.4 2020	14.2 2021	60.3 2021	7.5 2022	17.2 2018
	0.0 2022	53.1 2018	993.2 2019	-	-	-	0.0 2022
25 Nov	17.3 2019	97.7 2019	1022.6 2020	12.9 2018	38.3 2018	46.2 2018	17.4 2019
	0.0 2022	60.4 2022	999.3 2019	-	-	-	0.0 2022
26 Nov	17.7 2019	96.5 2021	1022.9 2020	20.9 2021	74.9 2021	46.2 2018	17.3 2019
	0.0 2022	53.3 2019	994.6 2021	-	-	-	0.0 2022
27 Nov	16.7 2020	94.6 2019	1021.5 2020, 2022	38.2 2021	68.9 2021	21.3 2018	16.6 2020
	0.0 2022	41.3 2022	995.4 2021	-	-	-	0.0 2022
28 Nov	15.1 2020	94.0 2021	1019.4 2022	34.4 2021	67.5 2021	10.6 2021	14.5 2020
	0.0 2022	45.8 2018	993.6 2021	-	-	-	0.0 2022
29 Nov	16.9 2020	96.6 2021	1021.5 2018	22.5 2019	57.5 2019	7.8 2021	16.0 2020
	0.0 2022	50.7 2018	993.2 2021	-	-	-	0.0 2022

Almanac

